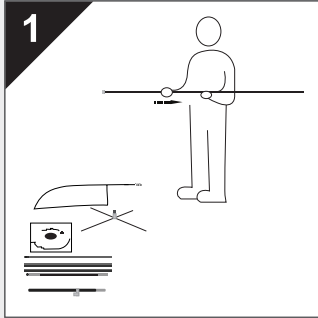


# Set up Instructions


Set up time: Under 5-10 mins

## Feather Flags


VIVID




Join together all flag tubes to make up one single pole.



Insert the pole into the sleeve of the flag and push it all the way to the end of the sleeve.



Secure the flag by tightening the bungee rope on the bottom of the banner to the moveable anchor point at the bottom pole.



Slip on the waterbag onto the base, and then insert the pole. You can adjust the anchor point by moving it up or down to tighten or loosen the banner.

Your flag is now ready to be displayed.

